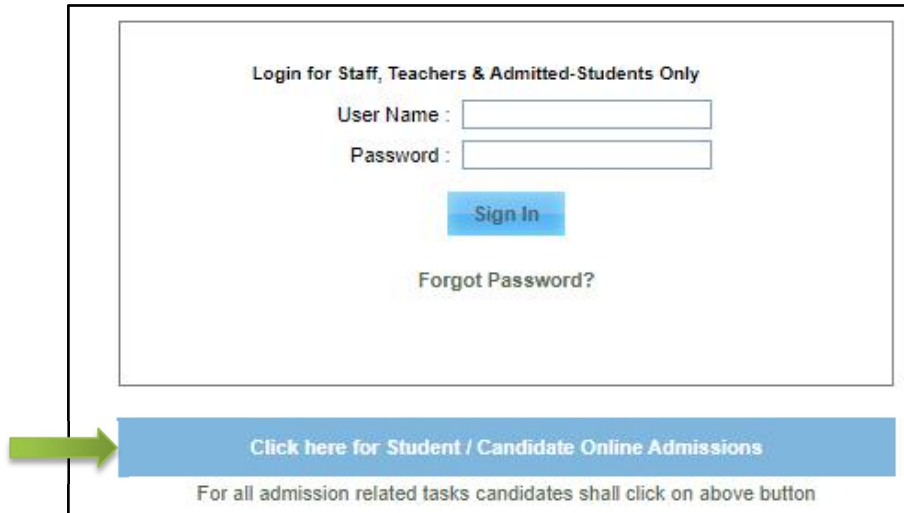


Registration For Admission

This guide will help you to check College section wise ID Card Status report.

1. Enter URL "<https://rizvi.digitaledu.in/>" on internet browser (Google chrome, Mozilla Firefox)
2. Click on **Student Online Admission** button.



Login for Staff, Teachers & Admitted-Students Only

User Name :

Password :

[Sign In](#)

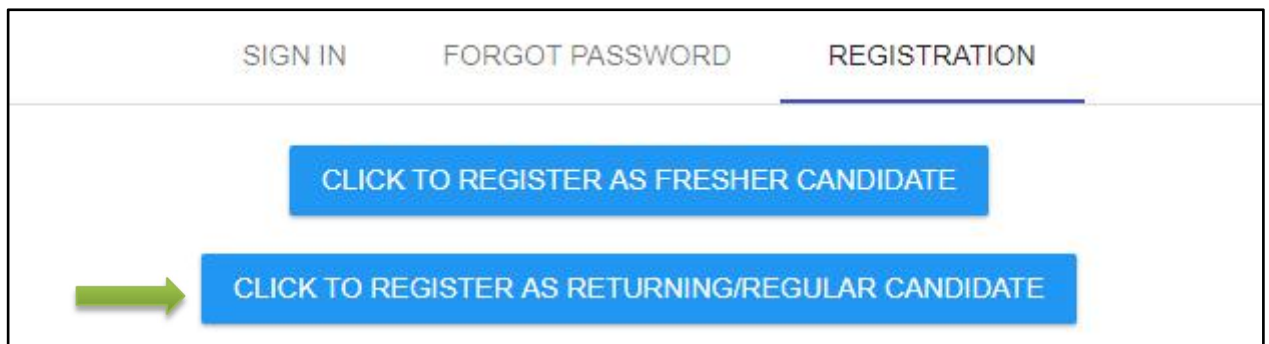
[Forgot Password?](#)

[Click here for Student / Candidate Online Admissions](#)

For all admission related tasks candidates shall click on above button

Figure 1

3. Go to Registration and click on register as FRESHER(new Students)



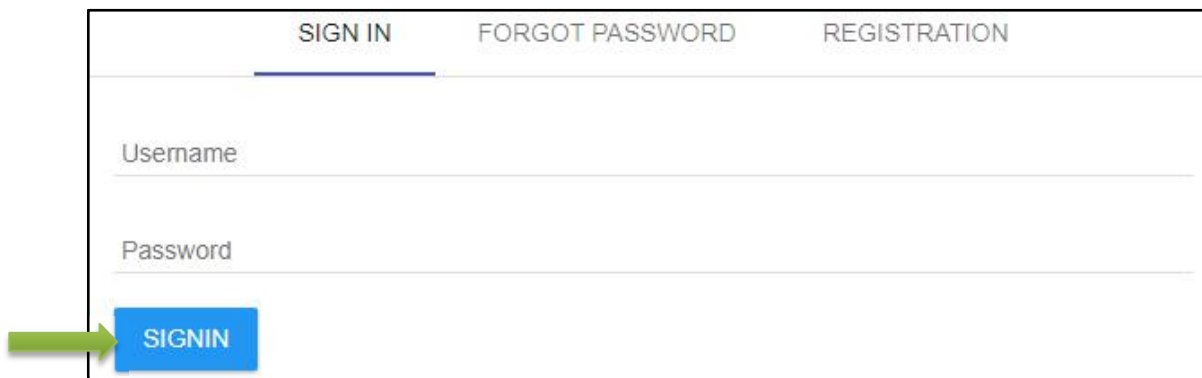
[SIGN IN](#) [FORGOT PASSWORD](#) [REGISTRATION](#)

[CLICK TO REGISTER AS FRESHER CANDIDATE](#)

[CLICK TO REGISTER AS RETURNING/REGULAR CANDIDATE](#)

Figure 2

4. Fill up the basic details and click on REGISTER.
5. Note: Please enter correct email id and Mobile Number You will receive OTP.
6. Enter username and password, click on **SIGN IN** and fill up.



[SIGN IN](#) [FORGOT PASSWORD](#) [REGISTRATION](#)

Username

Password

[SIGNIN](#)

7. After filling up the entire form upload your documents.
8. Tick on terms and conditions and click on **Lock Electronically**.

Personal Family Reservation Achievements Apply Academic Documents **Print Form**

I, undersigned TEJAS RAJGURU hereby solemnly state that all the information provided above is true to the best of my knowledge. I have carefully read the Rules and Regulations stipulated by the college in the prospectus, and I agree to abide by them. In case I violate any of the rules of conduct, discipline, attendance, etc. I understand that I am liable for punishment. In case of any misbehaviour on my part, the college shall cancel my admission without any prior notice.

I UNDERSTAND AND AGREE TO THE ABOVE TERMS AND CONDITIONS TEJAS RAJGURU

I, undersigned CHANDRAKANT (Father / Husband / Spouse / Guardian) / SEEMA (Mother) of Mr./Ms. TEJAS RAJGURU hereby assure you that I will be personally responsible for payment of the college fee and other fees of my ward. I further declare that my ward would abide by the rules and regulations of the college with respect to discipline, code of conduct, anti-ragging clauses, attendance and attainment of standards. I also agree that it will be the absolute discretion of the college authorities to cancel the admission of my ward at any time if they find that my ward has violated the rules of discipline, conduct, attendance or academic performance.

I UNDERSTAND AND AGREE TO THE ABOVE TERMS AND CONDITIONS CHANDRAKANT SEEMA

ApplicationId	Course	Action	Status
2416	TYBSC(IT)		Applications is ready to submit electronically.

Showing 1 to 1 of 1 rows

9. You will get option to **pay online**. Click on the same.

ApplicationId	Course	Action	Status
2417	TYBA (HIS)		Print form and check if all information is correct <ul style="list-style-type: none"> Click on 'Pay Online' to initiate Admission-Fee payment You have filled the required information for the applied course. Dear Candidate, submit hard copy of admission form along with documents. Your application is submitted at College / Institute for further procedure. Once application status is changed you will get notify.

10. Click on **proceed** and then click on **Atompay**.

Direct Online Admission Fees Window

Choose any payment service by clicking on blue button to proceed further

11. Choose payment option and make the payment.

PAYMENT MODE

Saved Card

Credit Card

Debit Card

Debit Card with ATM PIN

Net Banking

UPI

Wallet

Credit Card

Credit Card Number: CVV /

Name On Card:

Bank Name:

Save card for future use

Mobile Number: Email Id:

Billing Details

Cancel

Amount Payable

₹ 51.59

SMT JANAKIBAI RAMA SALVI COLLEGE KALVA

Transaction Id :PG_1593519101_9

(₹)

Amount: 51.00

Processing Fee: 0.59

GST: 0.00

* Processing Fee & GST are non refundable.

12. After completing payment you will get confirmation and your admission will be confirmed.

Thank You!!!
 If you have any queries kindly contact us on
 020 27490009 / 9673050112